



Rajoo Engineers Limited

Rajoo Avenue
Survey No.210, Plot No.1
Industrial Area, Veraval (Shapar)
Rajkot - 360 024, India

Phone : +91-97129-62704 / 52701 /32706
Fax : +91-2827-252700
E-mail : rel@rajoo.com
Web : www.rajoo.com

RAJOO[®]
excellence in extrusion

L27100GJ1986PLC009212

REF: BSE/SHP/2014-15/Q1

7th July, 2014

To,
The Department of Corporate Services,
The Bombay Stock Exchange Ltd.,
Phiroz Jeejeebhoy Towers,
Dalal Street,
Mumbai - 400 001.

ATTN:- The Department of Corporate Services

Sub :- Submission of Shareholding Pattern for the Quarter ended on 30-06-2014.

Dear Sir,

With reference to the above subject, we are submitting herewith the Shareholding Pattern for the Quarter ended on 30th June, 2014 as per Clause 35 of the Listing Agreement.


Please take the same on your records and oblige.

Thanking you,

Yours faithfully,

FOR, RAJOO ENGINEERS LIMITED,



(Pravin K. Joshi)
Compliance Officer



Introductory sub-table (I)(a)

Name of the Company: RAJOO ENGINEERS LIMITED			
Scrip Code, Name of the scrip, class of security: 522257			
Quarter ended: 30-06-2014			
Partly paid-up shares:-			
	No. of partly paid-up shares	As a % of total no. of partly paid-up shares	As a % of total no. of shares of the company
Held by promoter/promoter group	0	0	0
Held by public	0	0	0
Total	0	0	0
Outstanding convertible securities:-			
	No. of outstanding securities	As a % of total no. of outstanding convertible securities	As a % of total no. of shares of the company, assuming full conversion of the convertible securities
Held by promoter/promoter group	0	0	0
Held by public	0	0	0
Total	0	0	0
Warrants:-			
	No. of warrants	As a % of total no. of warrants	As a % of total no. of shares of the company, assuming full conversion of warrants
Held by promoter/promoter group	0	0	0
Held by public	0	0	0
Total	0	0	0
Total paid-up capital of the company, assuming full conversion of warrants and convertible securities (Grand Total (A+B+C)+ D+E+F)	58030750		


100



Statement Showing Shareholding Pattern


Category code	Category of Shareholder	Number of Share holders	Table (I)(a)		Total shareholding as a percentage of total number of shares		Shares Pledged or otherwise encumbered	
			Total number of shares	Number of shares held in dematerialized form	As a percentage of (A+B) ¹	As a percentage of (A+B+C)	Number of shares	As a percentage
(I)	(II)	(III)	(IV)	(V)	(VI)	(VII)	(VIII)	(IX)
(A)	Shareholding of Promoter and Promoter Group²							
1	Indian							
(a)	Individuals/ Hindu Undivided Family	14	39382440	39382440	67.87	67.87	0	0.00
(b)	Central Government/ State Government(s)	0	0	0	0.00	0.00	0	0.00
(c)	Bodies Corporate	0	0	0	0.00	0.00	0	0.00
(d)	Financial Institutions/ Banks	0	0	0	0.00	0.00	0	0.00
(e)	Any Others(Specify)	0	0	0	0.00	0.00	0	0.00
(e-i)					0.00	0.00	0	0.00
(e-ii)								
	Sub Total(A)(1)	14	39382440	39382440	67.87	67.87	0	0.00
2	Foreign							
a	Individuals (Non-Residents)							
	Individuals/ Foreign Individuals)	0	0	0	0.00	0.00	0	0.00
b	Bodies Corporate	0	0	0	0.00	0.00	0	0.00
c	Institutions	0	0	0	0.00	0.00	0	0.00
d	Any Others(Specify)	0	0	0	0.00	0.00	0	0.00
d-i					0.00	0.00	0	0.00
d-ii								
	Sub Total(A)(2)	0	0	0	0.00	0.00	0	0.00
	Total Shareholding of Promoter and Promoter Group (A) = (A)(1)+(A)(2)	14	39382440	39382440	67.86	67.86	0	0.00
(B)	Public shareholding							
1	Institutions							
(a)	Mutual Funds/ UTI	1	3000	0	0.01	0.01	0	0.00
(b)	Financial Institutions / Banks	0	0	0	0.00	0.00	0	0.00
(c)	Central Government/ State Government(s)	0	0	0	0.00	0.00	0	0.00
(d)	Venture Capital Funds	0	0	0	0.00	0.00	0	0.00
(e)	Insurance Companies	0	0	0	0.00	0.00	0	0.00

(f)	Foreign Institutional Investors	0	0	0	0.00	0.00	0	0.00
(g)	Foreign Venture Capital	0	0	0	0.00	0.00	0	0.00
(h)	Any Other (specify)	0	0	0	0.00	0.00	0	0.00
(h-i)								
(h-ii)								
	Sub-Total (B)(1)	1	3000	0	0.01	0.01	0	0.00
B 2	Non-institutions							
(a)	Bodies Corporate	93	1395620	1384610	2.40	2.40	0	0.00
(b)	Individuals	0	0	0	0.00	0.00	0	0.00
I	Individuals -i. Individual shareholders holding nominal share capital up to Rs 1 lakh	5257	12026165	9119005	20.72	20.72	0	0.00
II	ii. Individual shareholders holding nominal share capital in excess of Rs. 1 lakh.	17	4445136	4445136	7.66	7.66	0	0.00
(c)	Any Other (specify)				0.00	0.00	0	0.00
(c-i)	Clearing members	37	656292	656292	1.13	1.13	543500	82.81
(c-ii)	Foreign Nationals NRI (REPAT)	15	118247	118247	0.20	0.20	0	0.00
(c-iii)	Foreign Nationals NRI (NON REPAT)	3	3850	3850	0.01	0.01	0	0.00
	Sub-Total (B)(2)	5422	18645310	15727140	32.13	32.13	543500	2.91
(B)	Total Public Shareholding (B)= (B)(1)+(B)(2)	5423	18648310	15727140	32.14	32.14	543500	2.91
	TOTAL (A)+(B)	5437	58030750	55109580	100.00	100.00	543500	0.94
(C)	and against which Depository Receipts have been issued							
1	Promoter and Promoter Group	0	0	0	0	0.00	0	0.00
2	Public	0	0	0	0	0.00	0	0.00
	Sub-Total (C)	0	0	0	0	0.00	0	0.00
	GRAND TOTAL (A)+(B)+	5437	58030750	55109580	100.00	100.00	543500	0.94




(I)(b) Statement showing holding of securities (including shares, warrants, convertible securities) of persons belonging to the category "Promoter and Promoter Group"

Sr. No.	Name of the shareholder	Details of Shares held			Encumbered Shares			Details of warrants			Details of convertible securities		Total shares (including underlying shares assuming full conversion of warrants and convertible securities) as a % of diluted share
		Number of shares held	As a % of grand total (A)+(B)+(C)	Number	As a percentage (VI)=(V)/(III)*100	As a % of grand total (A)+(B)+(C) of sub-clause (I)(a)	Number of warrants held	As a % total number of warrants of the same class	Number of convertible securities held	As a % total number of convertible securities of the same class			
(i)	(II)	(III)	(IV)	(V)	(VI)	(VII)	(VIII)	(IX)	(X)	(XI)	(XII)		
1	RAJESH NANALAL DOSHI	2940200	5.06	0	0.00	0.00	0	0.00	0	0.00	0.00		
2	NITA KISHOR DOSHI	4264600	7.35	0	0.00	0.00	0	0.00	0	0.00	0.00		
3	KHUSHBOO C. DOSHI	4867042	8.39	0	0.00	0.00	0	0.00	0	0.00	0.00		
4	KISHOR NANALAL DOSHI	1443000	2.49	0	0.00	0.00	0	0.00	0	0.00	0.00		
5	RITA RAJESH DOSHI	4948440	8.53	0	0.00	0.00	0	0.00	0	0.00	0.00		
6	DEVYANI C. DOSHI	5862560	10.10	0	0.00	0.00	0	0.00	0	0.00	0.00		
7	UTSAV KISHORKUMAR DOSHI	2299372	3.96	0	0.00	0.00	0	0.00	0	0.00	0.00		
8	RAJESH NANALAL DOSHI - HUF	660000	1.14	0	0.00	0.00	0	0.00	0	0.00	0.00		
9	KRUTI RAJESHBHAI DOSHI	3144132	5.42	0	0.00	0.00	0	0.00	0	0.00	0.00		
10	PALLAV KISHORBHAI DOSHI	4826609	8.32	0	0.00	0.00	0	0.00	0	0.00	0.00		
11	CHANDRAKANT N DOSHI - HUF	460000	0.79	0	0.00	0.00	0	0.00	0	0.00	0.00		
12	KISHOR N. DOSHI - HUF	324000	0.56	0	0.00	0.00	0	0.00	0	0.00	0.00		
13	KARISHMA R. DOSHI	2433395	4.19	0	0.00	0.00	0	0.00	0	0.00	0.00		
14	UTKARSH R. DOSHI	909090	1.57	0	0.00	0.00	0	0.00	0	0.00	0.00		
	OTAL	39382440	67.87	0	0.00	0.00	0	0.00	0	0.00	0.00		




(D)(c) (i) Statement showing holding of securities (including shares, warrants, convertible securities) of persons belonging to the category "Public" and holding more than 1% of the total number of shares

Sr. No.	Name of the shareholder	Number of shares held	Shares as a percentage of total number of shares {i.e., Grand Total (A)+(B)+(C) indicated in Statement at para (D)(a) above}	Details of warrants		Details of convertible securities		Total shares (including underlying shares assuming full conversion of warrants and convertible securities) as a % of diluted share capital
				Number of warrants held	As a % total number of warrants of the same class	Number of convertible securities held	As a % total number of convertible securities of the same class	
1	ESSEN SPECIALITY FILMS P. LTD.	859400	1.48	0	0.00	0	0.00	0.00
2	DILIPBHAI DEVJIBHAI KHAMBHAYTA	684000	1.18	0	0.00	0	0.00	0.00
TOTAL		1543400	2.66	0	0.00	0	0.00	0.00




(11)(a) Statement showing details of Depository Receipts (DRs)

Sr. No.	Type of outstanding DR (ADRs, GDRs, SDRs, etc.)	Number of outstanding DRs	Number of shares underlying outstanding DRs	Shares underlying outstanding DRs as a percentage of total number of shares {i.e., Grand Total (A)+(B)+(C) indicated in Statement at para (1)(a) above}
1				
2				
3				
4				
5				
TOTAL		0	0	0



(II)(b) Statement showing holding of Depository Receipts (DRs), where underlying shares held by "Promoter/Promoter Group" are in excess of 1% of the total number of shares.

Sr. No.	Name of the DR Holder	Type of outstanding DR (ADRs, GDRs, SDRs, etc.)	Number of shares underlying outstanding DRs	Shares underlying outstanding DRs as a percentage of total number of shares {i.e., Grand Total (A)+(B)+(C) indicated in Statement at para (I)(a) above}
1				
2				
3				
4				
5				
TOTAL			0	0



Statement showing the voting pattern of shareholders, if more than one class of shares / securities is issued by the issuer (Give description of voting rights for each class of security)

		Table (III)(a)					
Category	Category of Shareholder	Number of voting rights held in each class of securities			Total voting rights (III+IV+V)	Total Voting rights i.e. (VI)	
		Class X	Class Y	Class Z		As a % of (A + B)	As a % of (A + B + C)
(I)	(II)	(III)	(IV)	(V)	(VI)	(VII)	(VIII)
(A)	Promoter and Promoter Group						
1	Indian						
(a)	Individuals/ Hindu Undivided Family						
(b)	Central Government/ State Government(s)						
(c)	Bodies Corporate						
(d)	Financial Institutions/ Banks						
(e)	Any Others(Specify)						
(e-i)							
(e-ii)							
	Sub Total(A)(1)	0	0	0	0	0.00	0.00
2	Foreign						
a	Individuals (Non-Residents Individuals/ Foreign Individuals)						
b	Bodies Corporate						
c	Institutions						
d	Any Others(Specify)						
d-i							
d-ii							
	Sub Total(A)(2)	0	0	0	0	0.00	0.00
	Total Shareholding of Promoter and Promoter Group (A)= (A)(1)+(A)(2)	0	0	0	0	0.00	0.00
(B)	Public shareholding						
1	Institutions						
(a)	Mutual Funds/ UTI						
(b)	Financial Institutions / Banks						

(c)	Central Government/ State Government(s)							
(d)	Venture Capital Funds							
(e)	Insurance Companies							
(f)	Foreign Institutional Investors							
(g)	Foreign Venture Capital Investors							
(h)	Any Other (specify)							
(h-i)								
(h-ii)								
	Sub-Total (B)(1)	0	0	0	0	0.00	0.00	
B 2	Non-institutions							
(a)	Bodies Corporate							
(b)	Individuals							
I	Individuals -i. Individual shareholders holding nominal share capital up to Rs 1 lakh							
II	ii. Individual shareholders holding nominal share capital in excess of Rs. 1 lakh.							
(c)	Any Other (specify)							
(c-i)								
(c-ii)								
	Sub-Total (B)(2)	0	0	0	0	0.00	0.00	
(B)	Total Public Shareholding (B)= (B)(1)+(B)(2)	0	0	0	0	0.00	0.00	
	TOTAL (A)+(B)	0	0	0	0	0.00	0.00	
(C)	Shares held by Custodians and against which Depository Receipts have been issued							
	GRAND TOTAL (A)+(B)	0	0	0	0	0.00	0.00	

