



Rajoo Engineers Limited

Rajoo Avenue
Survey No.210, Plot No.1
Industrial Area, Veraval (Shapar)
Rajkot - 360 024. India

Phone : +91-97129-62704 / 52701 /32706
Fax : +91-2827-252700
E-mail : rel@rajoo.com
Web : www.rajoo.com

RAJOO[®]
excellence in extrusion

L27100GJ1986PLC009212

REF: BSE/SHP/2013-14/Q4

14th April, 2014

To,
The Department of Corporate Services,
The Bombay Stock Exchange Ltd.,
Phiroz Jeejeebhoy Towers,
Dalal Street,
Mumbai - 400 001.

ATTN:- The Department of Corporate Services

Sub :- Submission of Shareholding Pattern for the Quarter ended on 31-03-2014.

Dear Sir,

With reference to the above subject, we are submitting herewith the Shareholding Pattern for the Quarter ended on 31st March, 2014 as per Clause 35 of the Listing Agreement.

Please take the same on your records and oblige.

Thanking you,

Yours faithfully,


FOR, RAJOO ENGINEERS LIMITED,


(Pravin K. Joshi)
Compliance Officer



Introductory sub-table (I)(a)


Name of the Company: RAJOO ENGINEERS LIMITED			
Scrip Code, Name of the scrip, class of security: 522257			
Quarter ended: 31-03-2014			
Partly paid-up shares:-			
	No. of partly paid-up shares	As a % of total no. of partly paid-up shares	As a % of total no. of shares of the company
Held by promoter/promoter group	0	0	0
Held by public	0	0	0
Total	0	0	0
Outstanding convertible securities:-			
	No. of outstanding securities	As a % of total no. of outstanding convertible securities	As a % of total no. of shares of the company, assuming full conversion of the convertible securities
Held by promoter/promoter group	0	0	0
Held by public	0	0	0
Total	0	0	0
Warrants:-			
	No. of warrants	As a % of total no. of warrants	As a % of total no. of shares of the company, assuming full conversion of warrants
Held by promoter/promoter group	0	0	0
Held by public	0	0	0
Total	0	0	0
Total paid-up capital of the company, assuming full conversion of warrants and convertible securities (Grand Total (A+B+C)+ D+E+F)	58030750		100



Statement Showing Shareholding Pattern

Category code	Category of Shareholder	Number of Share holders	Table (I)(a)		Total shareholding as a percentage of total number of shares		Shares Pledged or otherwise encumbered	
			Total number of shares	Number of shares held in dematerialized form	As a percentage of(A+B) ¹	As a percentage of (A+B+C)	Number of shares	As a percentage
(I)	(II)	(III)	(IV)	(V)	(VI)	(VII)	(VIII)	(IX)= (VIII)/(IV)*100
(A)	Shareholding of Promoter and Promoter Group²							
1	Indian							
(a)	Individuals/ Hindu Undivided Family	13	37071690	37071690	63.88	63.88	0	0.00
(b)	Central Government/ State Government(s)	0	0	0	0.00	0.00	0	0.00
(c)	Bodies Corporate	0	0	0	0.00	0.00	0	0.00
(d)	Financial Institutions/ Banks	0	0	0	0.00	0.00	0	0.00
(e)	Any Others(Specify)	0	0	0	0.00	0.00	0	0.00
(e-i)								
(e-ii)								
	Sub Total(A)(1)	13	37071690	37071690	63.88	63.88	0	0.00
2	Foreign							
a	Individuals (Non-Residents Individuals/ Foreign Individuals)	0	0	0	0.00	0.00	0	0.00
b	Bodies Corporate	0	0	0	0.00	0.00	0	0.00
c	Institutions	0	0	0	0.00	0.00	0	0.00
d	Any Others(Specify)	0	0	0	0.00	0.00	0	0.00
d-i								
d-ii								
	Sub Total(A)(2)	0	0	0	0.00	0.00	0	0.00
	Total Shareholding of Promoter and Promoter Group (A)=(A)(1)+(A)(2)	13	37071690	37071690	63.88	63.88	0	0.00
(B)	Public shareholding							
1	Institutions							
(a)	Mutual Funds/ UTI	1	3000	0	0.01	0.01	0	0.00
(b)	Financial Institutions /Banks	0	0	0	0.00	0.00	0	0.00
(c)	Central Government/ State	0	0	0	0.00	0.00	0	0.00
(d)	Venture Capital Funds	0	0	0	0.00	0.00	0	0.00
(e)	Insurance Companies	0	0	0	0.00	0.00	0	0.00

(f)	Foreign Institutional Investors	0	0	0	0.00	0.00	0	0.00
(g)	Foreign Venture Capital	0	0	0	0.00	0.00	0	0.00
(h)	Any Other (specify)	0	0	0	0.00	0.00	0	0.00
(h-i)								
(h-ii)								
	Sub-Total (B)(1)	1	3000	0	0.01	0.01	0	0.00
B 2	Non-institutions							
(a)	Bodies Corporate	92	3057361	3046351	5.27	5.27	0	0.00
(b)	Individuals	0	0	0	0.00	0.00	0	0.00
I	Individuals -i. Individual shareholders holding nominal share capital up to Rs 1 lakh	5238	12042185	9133025	20.75	20.75	0	0.00
II	ii. Individual shareholders holding nominal share capital in excess of Rs. 1 lakh.	19	5105532	5105532	8.80	8.80	0	0.00
(c)	Any Other (specify)				0.00	0.00	0	0.00
(c-i)	Clearing members	35	634211	634211	1.09	1.09	193500	30.51
(c-ii)	Foreign Nationals NRI	13	112921	112921	0.19	0.19	0	0.00
(c-iii)	Foreign Nationals NRI (NON	3	3850	3850	0.01	0.01	0	0.00
	Sub-Total (B)(2)	5400	20956060	18035890	36.11	36.11	193500	0.92
(B)	Total Public Shareholding (B)=	5401	20959060	18035890	36.12	36.12	193500	0.92
	TOTAL (A)+(B)	5414	58030750	55107580	100.00	100.00	193500	0.33
(C)	and against which Depository Receipts have been issued							
1	Promoter and Promoter Group	0	0	0	0	0.00	0	0.00
2	Public	0	0	0	0	0.00	0	0.00
	Sub-Total (C)	0	0	0	0	0.00	0	0.00
	GRAND TOTAL (A)+(B)+	5414	58030750	55107580	100.00	100.00	193500	0.33




(D)(b) Statement showing holding of securities (including shares, warrants, convertible securities) of persons belonging to the category "Promoter and Promoter Group"

Sr. No.	Name of the shareholder	Details of Shares held			Encumbered Shares			Details of warrants			Details of convertible securities		Total shares (including underlying shares assuming full conversion of warrants and convertible securities) as a % of diluted share
		Number of shares held	As a % of grand total (A)+(B)+(C)	(III)	Number	As a percentage (VI)=(V)/(III)*100	As a % of grand total (A)+(B)+(C) of sub-clause (D)(a)	Number of warrants held	As a % total number of warrants of the same class	Number of convertible securities held	As a % total number of convertible securities of the same class		
(I)	(II)	(III)	(IV)	(V)	(VI)=(V)/(III)*100	(VII)	(VIII)	(IX)	(X)	(XI)	(XII)		
1	RAJESH NANALAL DOSHI	2940200	5.07	0	0.00	0.00	0	0.00	0	0.00	0.00		
2	NITA KISHOR DOSHI	4264600	7.35	0	0.00	0.00	0	0.00	0	0.00	0.00		
3	KHUSHBOO C. DOSHI	4581640	7.90	0	0.00	0.00	0	0.00	0	0.00	0.00		
4	KISHOR NANALAL DOSHI	1443000	2.49	0	0.00	0.00	0	0.00	0	0.00	0.00		
5	RITA RAJESH DOSHI	4948440	8.53	0	0.00	0.00	0	0.00	0	0.00	0.00		
6	DEVYANI C. DOSHI	5862560	10.10	0	0.00	0.00	0	0.00	0	0.00	0.00		
7	UTSAV KISHORKUMAR DOSHI	2013970	3.47	0	0.00	0.00	0	0.00	0	0.00	0.00		
8	RAJESH NANALAL DOSHI - HUF	660000	1.14	0	0.00	0.00	0	0.00	0	0.00	0.00		
9	KRUTI RAJESHBHAI DOSHI	2858730	4.93	0	0.00	0.00	0	0.00	0	0.00	0.00		
10	PALLAV KISHORBHAI DOSHI	4735700	8.16	0	0.00	0.00	0	0.00	0	0.00	0.00		
11	CHANDRAKANT N DOSHI - HUF	460000	0.79	0	0.00	0.00	0	0.00	0	0.00	0.00		
12	KISHOR N. DOSHI - HUF	324000	0.56	0	0.00	0.00	0	0.00	0	0.00	0.00		
13	KARISHMA R. DOSHI	1978850	3.41	0	0.00	0.00	0	0.00	0	0.00	0.00		
	TOTAL	37071690	63.88	0	0.00	0.00	0	0.00	0	0.00	0.00		



(D)(c) (i) Statement showing holding of securities (including shares, warrants, convertible securities) of persons belonging to the category "Public" and holding more than 1% of the total number of shares

Sr. No.	Name of the shareholder	Number of shares held	Shares as a percentage of total number of shares {i.e., Grand Total (A)+(B)+(C) indicated in Statement at para (D)(a) above}	Details of warrants		Details of convertible securities		Total shares (including underlying shares assuming full conversion of warrants and convertible securities) as a % of diluted share capital
				Number of warrants held	As a % total number of warrants of the same class	Number of convertible securities held	As a % total number of convertible securities of the same class	
1	ESSEN SPECIALITY FILMS P. LTD.	859400	1.48	0	0.00	0	0.00	0.00
2	SAMBHAV PLASTOPACK PVT LTD	1363635	2.35	0	0.00	0	0.00	0.00
3	DILIPBHAI DEVJIBHAI KHAMBHAYTA	684000	1.18	0	0.00	0	0.00	0.00
TOTAL		2907035	5.01	0	0.00	0	0.00	0.00



(D)(c) (ii) Statement showing holding of securities (including shares, warrants, convertible securities) of persons (together with PAC) belonging to the category "Public" and holding more than 5% of the total number of shares of the company.

Sr. No.	Name(s) of the shareholder(s) and Persons Acting in Concert (PAC) with them	Number of shares held	Shares as a percentage of total number of shares {i.e., Grand Total (A)+(B)+(C) indicated in Statement at para (D)(a) above}	Details of warrants		Details of convertible securities		Total shares (including underlying shares assuming full conversion of warrants and convertible securities) as a % of diluted share capital
				Number of warrants held	As a % total number of warrants of the same class	Number of convertible securities held	As a % total number of convertible securities of the same class	
TOTAL		0	0.00	0	0.00	0	0.00	0.00




(D)(d) Statement showing details of Locked-in shares

Sr. No.	Name of the shareholder	Number of shares held	Shares as a percentage of total number of shares {i.e., Grand Total (A)+(B)+(C) indicated in Statement at para (D)(a) above}
1			
2			
3			
4			
TOTAL		0	0.00



(D)(a) Statement showing details of Depository Receipts (DRs)

Sr. No.	Type of outstanding DR (ADRs, GDRs, SDRs, etc.)	Number of outstanding DRs	Number of shares underlying outstanding DRs	Shares underlying outstanding DRs as a percentage of total number of shares {i.e., Grand Total (A)+(B)+(C) indicated in Statement at para (D)(a) above}
1				
2				
3				
4				
5				
TOTAL		0	0	0



(II)(b) Statement showing holding of Depository Receipts (DRs), where underlying shares held by "Promoter/Promoter Group" are in excess of 1% of the total number of shares.

Sr. No.	Name of the DR Holder	Type of outstanding DR (ADRs, GDRs, SDRs, etc.)	Number of shares underlying outstanding DRs	Shares underlying outstanding DRs as a percentage of total number of shares {i.e., Grand Total (A)+(B)+(C) indicated in Statement at para (I)(a) above}
1				
2				
3				
4				
5				
TOTAL			0	0



Statement showing the voting pattern of shareholders, if more than one class of shares / securities is issued by the issuer (Give description of voting rights for each class of security)

Table (III)(a)

Category	Category of Shareholder	Number of voting rights held in each class of securities			Total voting rights (III+IV+V)	Total Voting rights i.e. (VI)	
		Class X	Class Y	Class Z		As a % of (A + B)	As a % of (A + B + C)
(I)	(II)	(III)	(IV)	(V)	(VI)	(VII)	(VIII)
(A)	Promoter and Promoter Group						
1	Indian						
(a)	Individuals/ Hindu Undivided Family						
(b)	Central Government/ State Government(s)						
(c)	Bodies Corporate						
(d)	Financial Institutions/ Banks						
(e)	Any Others(Specify)						
(e-i)							
(e-ii)							
	Sub Total(A)(1)	0	0	0	0	0.00	0.00
2	Foreign						
a	Individuals (Non-Residents Individuals/ Foreign Individuals)						
b	Bodies Corporate						
c	Institutions						
d	Any Others(Specify)						
d-i							
d-ii							
	Sub Total(A)(2)	0	0	0	0	0.00	0.00
	Total Shareholding of Promoter and Promoter Group (A)= (A)(1)+(A)(2)	0	0	0	0	0.00	0.00
(B)	Public shareholding						
1	Institutions						
(a)	Mutual Funds/ UTI						
(b)	Financial Institutions / Banks						

(c)	Central Government/ State Government(s)						
(d)	Venture Capital Funds						
(e)	Insurance Companies						
(f)	Foreign Institutional Investors						
(g)	Foreign Venture Capital Investors						
(h)	Any Other (specify)						
(h-i)							
(h-ii)							
	Sub-Total (B)(1)	0	0	0	0	0.00	0.00
B 2	Non-institutions						
(a)	Bodies Corporate						
(b)	Individuals						
I	Individuals -i. Individual shareholders holding nominal share capital up to Rs 1 lakh						
II	ii. Individual shareholders holding nominal share capital in excess of Rs. 1 lakh.						
(c)	Any Other (specify)						
(c-i)							
(c-ii)							
	Sub-Total (B)(2)	0	0	0	0	0.00	0.00
(B)	Total Public Shareholding (B)= (B)(1)+(B)(2)	0	0	0	0	0.00	0.00
	TOTAL (A)+(B)	0	0	0	0	0.00	0.00
(C)	Shares held by Custodians and against which Depository Receipts have been issued						
	GRAND TOTAL (A)+(B)	0	0	0	0	0.00	0.00

