

Statement of Un-audited Financial Results for the Quarter and Period ended 30th September, 2022

(Rs. in Lakhs)


Sr. No.	Particulars	Quarter Ended			Period Ended		Year Ended
		30-09-2022 (Un-audited)	30-06-2022 (Un-audited)	30-09-2021 (Un-Audited)	30-09-2022 (Un-audited)	30-09-2021 (Un-audited)	31-03-2022 (Audited)
1	Income						
	(a) Revenue from operations	3363.34	1821.48	3698.76	5184.82	7008.85	17230.17
	(b) Other income	43.72	106.70	38.74	150.42	63.85	268.42
	Total Income	3407.06	1928.18	3737.50	5335.24	7072.70	17498.59
2	Expenses						
	(a) Cost of materials consumed	2209.62	931.25	2711.18	3140.87	4494.33	10398.91
	(b) Purchases of stock-in-trade	10.62	0.00	47.02	10.62	47.02	47.02
	(c) Changes in inventories of finished goods, work-in-progress and stock-in-trade	(346.52)	75.16	(660.36)	(271.36)	(191.66)	79.92
	(d) Employee benefits expense	431.72	374.49	409.05	806.21	790.60	1671.37
	(e) Finance costs	7.03	4.12	10.52	11.15	20.54	31.90
	(f) Depreciation and amortisation expense	85.76	84.33	87.18	170.09	172.46	343.89
	(g) Other expenses	698.30	358.54	669.07	1056.84	1123.77	2936.01
	Total expenses	3096.52	1827.89	3273.65	4924.41	6457.05	15509.02
3	Profit / (Loss) before exceptional items and tax	310.54	100.29	463.86	410.83	615.65	1989.57
4	Exceptional items						
5	Profit / (Loss) before tax	310.54	100.29	463.86	410.83	615.65	1989.57
6	Tax expense						
	Current Tax	81.82	29.60	131.11	111.42	178.95	555.26
	Mat Credit Entitlement	0.00	0.00	0.00	0.00	0.00	0.00
	Deferred Tax	(3.67)	(4.36)	(1.97)	(8.03)	(3.81)	(45.39)
7	Net Profit / (Loss) for the period	232.38	75.05	334.71	307.43	440.50	1479.71
8	Other Comprehensive Income (OCI)						
i	Item that will not be reclassified to profit or loss	0.00	0.00	0.00	0.00	0.00	37.87
ii	Income tax relating to items that will not be reclassified to profit or loss	0.00	0.00	0.00	0.00	0.00	0.00
iii	Items that will be reclassified to profit or loss	0.00	0.00	0.00	0.00	0.00	0.00
9	Other Comprehensive Income (i+ii+iii)	0.00	0.00	0.00	0.00	0.00	37.87
10	Total Comprehensive Income for the period	232.38	75.05	334.71	307.43	440.50	1517.57
11	Paid-up equity share capital	615.31	615.31	615.31	615.31	615.31	615.31
	(Face Value Rs. 1/- per Share)						
12	Reserve excluding Revaluation Reserves as per balance sheet of previous accounting year						8765.93
13	Earnings per share (of Re 1/- each) (not annualised)						
	(a) Basic	0.38	0.12	0.54	0.50	0.72	2.40
	(b) Diluted	0.38	0.12	0.54	0.50	0.72	2.40

Notes :

- The above unaudited financial results for the quarter and period ended Sep. 30 2022 have been reviewed by the Audit Committee and were thereafter approved by the Board of Directors of the Company held on 05.11.2022. The Statutory Auditors of the Company have carried out limited review of the financial results for the quarter and period ended on 30th Sep, 2022. Their limited review report does not have any qualification/modification.
- The financial results have been prepared in accordance with the applicable Indian Accounting Standards as prescribed under Section 133 of the Companies Act, 2013 read with rule 3 of the Companies (Indian Accounting Standards) Rules 2015 and Amended Rules, 2016.
- The company is in business of manufacturing of Plastic Extrusion plant and machinery and therefore the Company's business falls within a single business segment. Therefore "Segment Reporting" is not applicable to the Company.
- Final dividend of ₹ 0.25/- per fully paid up equity share of ₹ 1/- each recommended by the Board of Director in its meeting dated May 14, 2022 for the financial year ended March 31, 2022 has been approved by the members of the Company at their 35th Annual General Meeting of the Company held on September 24, 2022
- Pursuant to Regulation 47 of SEBI (Listing Obligations and Disclosure Requirements) Regulations, 2015, the aforesaid Financial Results may be accessed on the company's website at www.rajoo.com and may also be accessed at the website of the stock exchange where shares of the company are listed at www.bseindia.com.
- The Corresponding figures of the previous year's /periods' have been regrouped/rearranged, whenever required.

Date: 05-11-2022

Place: Rajkot




Khushboo C Doshi
Khushboo C Doshi
Managing Director
DIN 00025581

STATEMENT OF ASSETS AND LIABILITIES AS AT 30.09.2022

(Rs. in Lakhs)

Particulars	As at	As at
	30th Sep, 2022 Unaudited	31st March, 2022 Audited
Non-current assets		
Property, plant and equipment	3675.76	3717.73
Capital Work-in-Progress	243.89	255.15
Intangible assets	65.95	125.67
Intangible assets under development	0.00	0.00
Financial Assets	0.00	0.00
Investments	202.10	204.63
Loans	0.00	0.00
Other Non-Current Financial Assets	38.29	30.81
Other Non-current assets	2.53	2.77
Total Non-Current assets	4228.52	4336.76
Current assets		
Inventories	6979.22	5258.01
Financial Assets		
Investments	105.88	1082.10
Trade receivables	1510.12	468.50
Cash and cash equivalents	1500.79	1080.97
Bank Balance other than Cash and Cash Equivalents	1398.12	1450.33
Loans	18.88	23.37
Other Current Financial Assets	111.77	151.83
Other Current Assets	1154.29	919.86
Total Current assets	12779.08	10434.98
Total Assets	17007.60	14771.74
EQUITY AND LIABILITIES		
Equity		
Equity Share capital	615.31	615.31
Other Equity	8919.54	8765.93
Total Equity	9534.84	9381.24
Liabilities		
Non-current liabilities		
Financial Liabilities		
Borrowings	0.00	0.00
Provisions	0.00	0.00
Deferred tax liabilities (Net)	367.91	375.94
Other Non Current Liability	0.00	0.00
Total non-current liabilities	367.91	375.94
Current liabilities		
Financial Liabilities		
Borrowings	0.00	27.96
Trade payables	2365.02	1983.13
Other Financial Liabilities	181.96	37.15
Other Current liabilities	3947.68	2337.40
Provisions	540.35	407.26
Income Tax Liability (Net)	69.84	221.67
Total current liabilities	7104.85	5014.56
Total Liabilities	7472.76	5390.50
Total Equity and Liabilities	17007.60	14771.74

W. S. S. S.




Un-audited Cash Flow Statement for the Half Year Ended September 30, 2022

(Rs. In lakhs)

Particulars	Period Ended		Year Ended
	30th Sep, 2022 Unaudited	30th Sep, 2021 Unaudited	31st March, 2022 Audited
A: CASH FLOW FROM OPERATING ACTIVITIES			
Net Profit after Tax	307.43	440.50	1479.71
Add:			
Current Tax	111.42	178.95	555.26
Deferred Tax	-8.03	-3.81	-45.39
Profit before Tax	410.83	615.65	1989.57
Adjusted for:			
(Profit) / Loss on Sale / Discard of Assets (Net)	-80.87	-4.49	-4.63
Depreciation / Amortisation and Depletion Expense	170.09	172.46	343.89
Unrealised Loss / (Gain) on Exchange Difference	-20.23	-23.93	-10.85
Unrealised (Gain) / Loss of Fair Value of Investment	1.98	-1.43	-7.71
Realised (Gain) / Loss on Sale of Investment	-5.84	-3.36	-4.27
Interest Income	-61.70	-50.58	-98.00
Income Tax Refund	0.00	0.00	-94.55
Finance costs	11.15	20.54	31.90
Operating Profit before Working Capital Changes	425.42	1340.50	4134.92
Adjusted for:			
Inventories	-1721.21	-498.37	196.78
Trade receivables	-1041.62	724.06	671.98
Other Current Assets / Receivables	-197.10	-228.81	173.96
Trade payables	381.89	-43.14	-282.54
Other Curren Liability / Payables	1734.35	757.12	-550.31
Cash Generated from Operations	-418.27	2051.36	4344.78
Taxes Paid	-263.26	-110.00	-375.62
Net Cash flow from Operating Activities	-681.52	1941.36	3969.16
B: CASH FLOW FROM INVESTING ACTIVITIES			
Purchase of tangible and intangible assets	-75.99	-108.51	-204.62
Proceeds from disposal of tangible and intangible assets	99.71	4.92	25.16
Net cash flow for other financial assets	52.21	407.29	86.75
Interest Income	61.70	50.58	94.55
Purchase of Investment	-105.34	-980.00	-2410.00
Sale proceeds from Investment	1087.94	100.21	1334.27
Dividend Income	0.00	0.00	98.00
Net Cash flow (Used in) Investing Activities	1120.23	-525.51	-975.89
C: CASH FLOW FROM FINANCING ACTIVITIES			
Proceeds from Long Term Borrowings	0.00	-71.96	-71.96
Short Term Borrowings (Net)	-27.96	-68.58	-209.29
Interest Paid	-11.15	-20.54	-31.90
Net Cash flow from/(Used in) Financing Activities	-39.11	-161.08	-313.14
Net (Decrease) in Cash and Cash Equivalents	399.60	1254.76	2680.12
Opening Balance of Cash and Cash Equivalents	1080.97	390.44	390.44
Closing Balance of Cash and Cash Equivalents	1480.57	1029.56	1070.12
Add : Unrealised Loss / (Gain) on Exchange Difference on EEFC Account	20.23	23.93	10.85
Closing Balance of Cash and Cash Equivalents as per Balance Sheet	1500.79	1053.49	1080.97

Vedant



Independent Auditor's Review Report on Standalone Unaudited Quarterly Financial Results and Year to Date Results of the Company pursuant to the Regulation 33 of the SEBI (Listing Obligations and Disclosure Requirements) Regulations, 2015 (as amended)

To Board of Directors,
Rajoo Engineers Limited

- We have reviewed the accompanying statement of Standalone unaudited financial results of Rajoo Engineers Limited ("The Company") for the quarter ended on 30th September, 2022 and year to date results for the period 1st April, 2022 to 30th September, 2022 being submitted by the company pursuant to the requirements of Regulation 33 of the SEBI (Listing Obligations and Disclosure Requirements) Regulations, 2015 ('Listing Regulations') read with relevant circulars issued by the SEBI.
- This Statement, which is the responsibility of the Company's Management and approved by the Company's Board of Directors, has been prepared in accordance with the recognition and measurement principles laid down in Indian Accounting standard 34, (Ind AS 34) " Interim Financial Reporting" prescribed under section 133 of the companies Act, 2013 read with relevant rules issued thereunder and other accounting principles generally accepted in India and in compliance with Regulation 33 of the Listing Regulations. Our responsibility is to issue a report on these financial statements based on our review.
- We conducted our review of the Statement in accordance with the Standard on Review Engagements (SRE) 2410 'Review of Interim Financial Information Performed by the Independent Auditor of the Entity', issued by the Institute of Chartered Accountants of India (ICAI). A review of interim financial information consists of making inquiries, primarily of the Company's personnel responsible for financial and accounting matters, and applying analytical and other review procedures. A review is substantially less in scope than an audit conducted in accordance with Standards on Auditing specified under section 143(10) of the Companies Act, 2013 and consequently does not enable us to obtain assurance that we would become aware of all significant matters that might be identified in an audit. Accordingly, we do not express an audit opinion.
- Based on our review conducted as above, nothing has come to our attention that causes us to believe that the accompanying statement of unaudited financial results prepared in accordance with applicable Indian accounting standards (Ind-AS) Prescribed under section 133 of the companies Act, 2013, read with relevant rules issued thereunder and other recognized accounting practices and policies has not disclosed the information required to be disclosed in terms of Regulation 33 of the SEBI (Listing Obligations and Disclosure Requirements) Regulations, 2015, read with the circular, including the manner in which it is to be disclosed, or that it contains any material misstatement.




- The review of standalone unaudited quarterly and year-to-date financial results for the period ended 30 September 2021 and audit of standalone financial results for the year ended 31 March 2022 included in the Statement was carried out and reported by Pankaj K Shah Associates and wherein unmodified conclusion has been expressed vide review report dated 11th November, 2021 and unmodified opinion has been expressed vide audit report dated 14th May, 2022 respectively. Our conclusion is not modified in respect of this matter.

For Rushabh R Shah and Co

Chartered Accountants

FRN: 156419W



Rushabh Shah

Proprietor

M. No. 607585

UDIN : 22607585BCDLUH9811

Place: Rajkot

Date: 05/11/2022